

One year old chestnut seedlings.
Kit Bond, Wayne Lovelace (Forrest Keeling Nurseries), Prof. Gene Garrett (UMC-Center for Agroforestry).

BOND ORCHARD SELECTION™






QING (pronounced ching)
and DUNSTAN HYBRIDS

Hardy Asian-American Cross
F-1 Seedlings

from nuts grown in North Missouri,
propagated by Forrest Keeling Nursery
with their patented
Root Production Method (RPM).

For more information on chestnuts as an
income-producing crop,
visit www.centerforagroforestry.org.

PLANTING CHESTNUT SEEDLINGS

-  Plant in well-drained soil, 30 feet apart in full sun.
-  Plant at same depth as in container.
-  Eliminate competing grass and weeds extending to one foot beyond the drip line.
-  Have at least two different cultivars for effective pollination.
-  At least for the first two years, apply two gallons of water per week on each seedling during summer months unless there is significant rainfall. In case of extreme summer droughts, apply two gallons of water twice a week to each tree during the first two years.



TO ORDER, CONTACT FORREST KEELING NURSERIES OR YOUR LOCAL GARDEN CENTER.

88 Forrest Keeling Lane
P.O. Box 135
Elsberry, MO 63343
www.fknursery.com
800.356.2401